
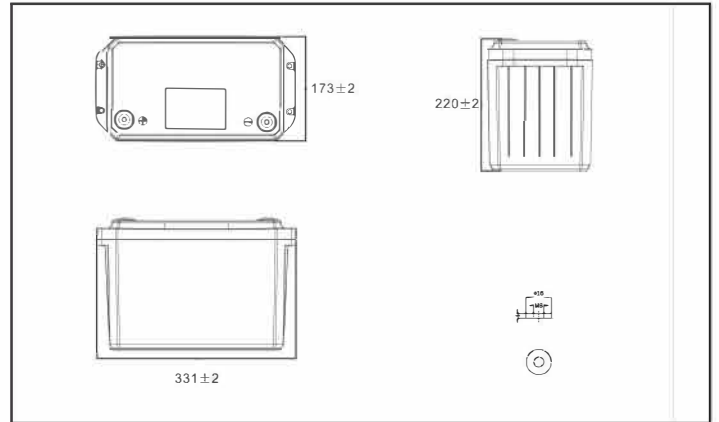


MODEL: ATLAS-140-



Plane Chart:

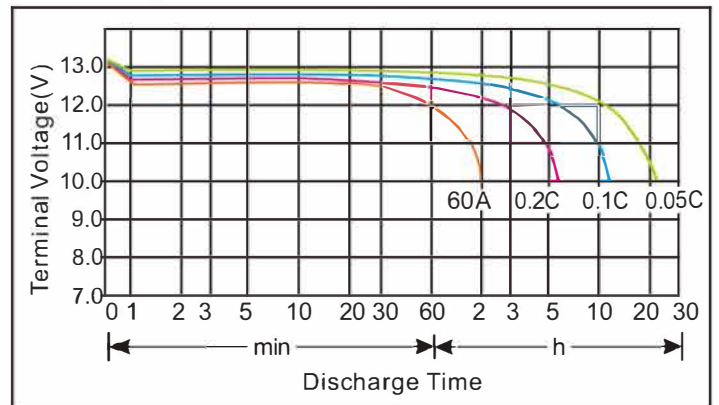
Unit:(mm) Terminal type:(T3)



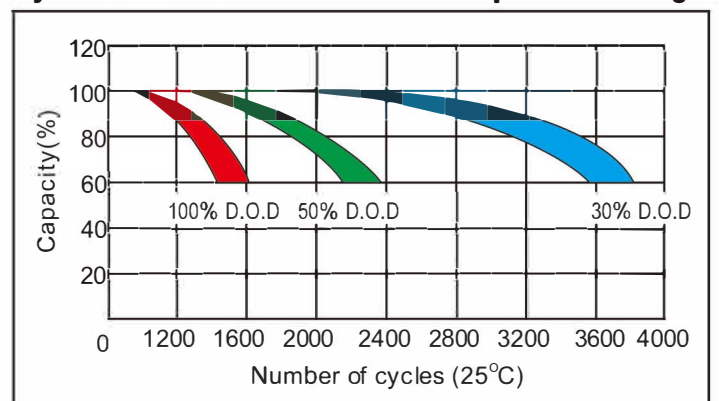
Parameter Chart:

Volts		12V	
Capacity(25°C)	10 hours rate (10A)	140AH	
Internal Resistance	Full Charged Battery 25°C	≤ 20mΩ	
Capacity Affected By Temperature	40°C	101%	
	25°C	100%	
	0°C	93%	
	-20°C	73%	
Residual Capacity (25°C)	Capacity After 3 Months Storage	87%	
	Capacity After 6 Months Storage	74%	
	Capacity After 12 Months Storage	50%	
Charge (Constant Voltage)	Cycle (25°C)	Initial Charging Current Less Than 60A Voltage 14.4~15.0V	
	Float (25°C)	Charge Voltage 13.6~13.8V	
Discharge Current (25°C)	60A (Max. continuous) ; 90A (5 Seconds)		
Weight (Approx)		13.8Kg	

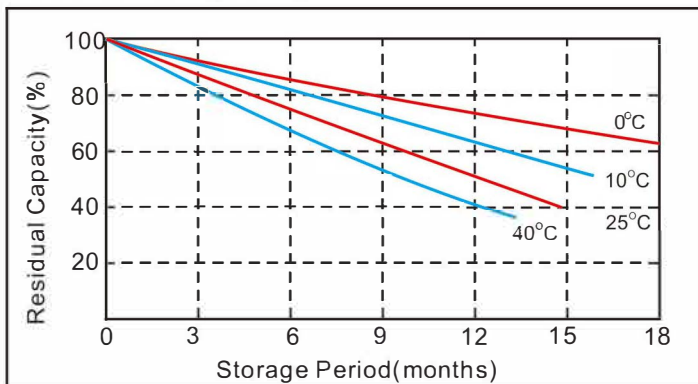
Discharge Current 25°C



Cycle service life in relation to the depth of discharge



Residual Capacity



Constant Current Discharge Characteristics (A, 25°C)

F.V/Time	2h	3h	4h	5h	8h	10h	20h
10V	60	40	30	24	15	12	6

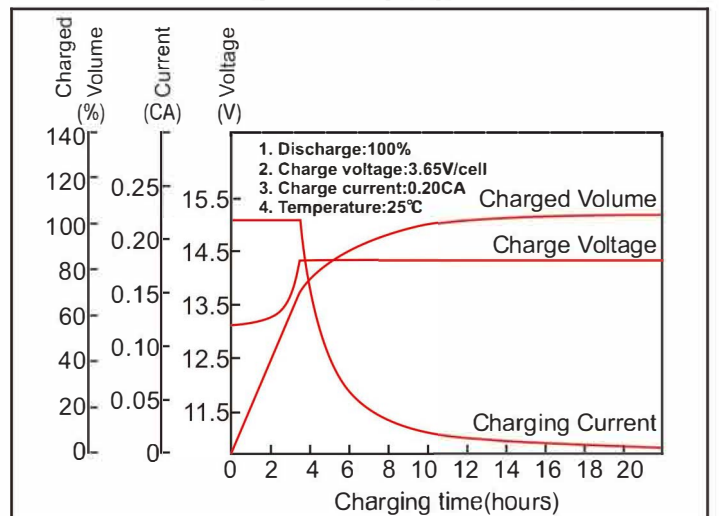
Constant Power Discharge Characteristics (Watt, 25°C)

F.V/Time	2h	3h	4h	5h	8h	10h	20h
10V	720	480	360	288	180	144	72

Capacity Factors With Different Temperature

Battery Type		-20°C	-10°C	0°C	5°C	10°C	20°C	25°C	30°C	40°C	45°C
Li Battery	12V	73%	82%	93%	95%	97%	100%	100%	100%	101%	102%

Constant voltage charging characteristics



★The above are average and data obtained from the first 3 charge/discharge cycles. These are not minimum values.