

# 135AH PREMIUM TECH SPECS



**ATLAS LITHIUM  
BATTERIES**

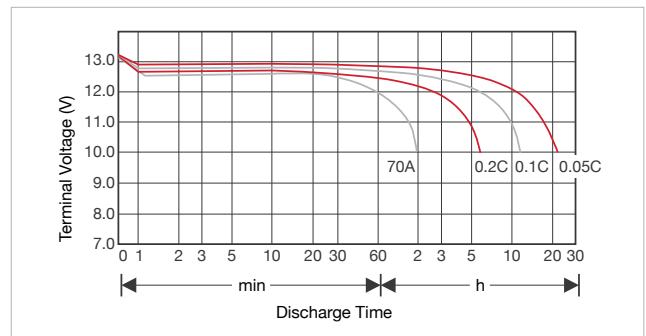
Premium Australian Made ATLAS  
135AH Lithium Deep Cycle Battery



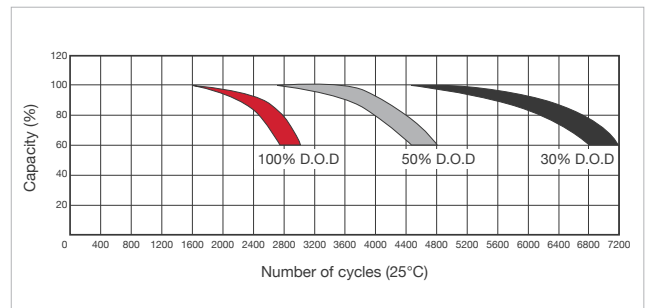
## PARAMETER CHART:

Volts	12V	
Capacity (25°C)	10 hours rate (10A)	<b>135AH</b>
Internal Resistance	Full charged battery 25°C	≤ 30mΩ
Capacity Affected by Temperature	40°C	101%
	25°C	100%
	0°C	93%
	-20°C	73%
Residual Capacity (25°C)	Capacity after 3 months storage	87%
	Capacity after 6 months storage	74%
	Capacity after 12 months storage	50%
Charge (Constant Voltage)	Cycle (25°C)	Initial charging current less than 100A. Voltage 14.4~14.8V
	Float (25°C)	Charge voltage 13.6~13.8V
Discharge Current (25°C)	100A (Continuous); 200A (5 Seconds)	
Weight (Approx)	15.2 kg	

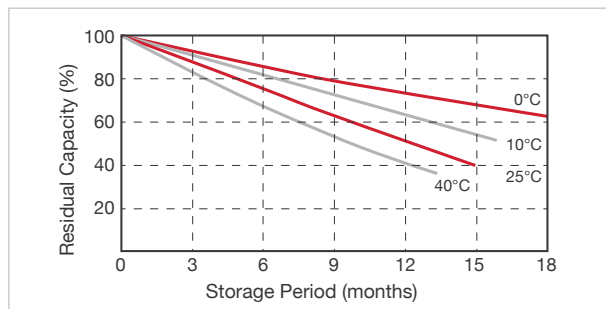
## DISCHARGE CURRENT 25°C



## CYCLE SERVICE LIFE IN RELATION TO THE DEPTH OF DISCHARGE



## RESIDUAL CAPACITY



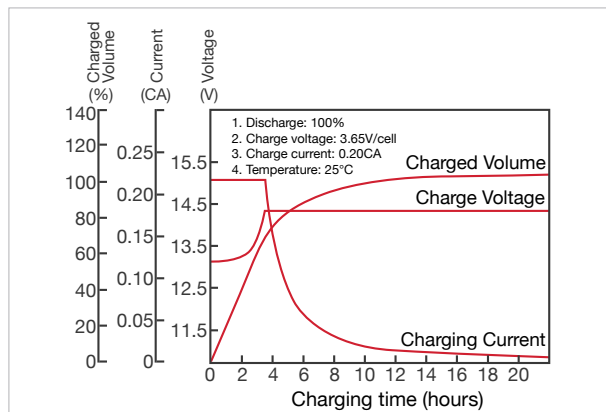
## CONSTANT CURRENT DISCHARGE CHARACTERISTICS (A, 25 °C)

F.V/Time	2h	3h	4h	5h	8h	10h	20h
10V	60	40	30	24	15	12	6

## CONSTANT POWER DISCHARGE CHARACTERISTICS (WATT, 25 °C)

F.V/Time	2h	3h	4h	5h	8h	10h	20h
10V	720	480	360	288	180	144	72

## CONSTANT VOLTAGE CHARGING CHARACTERISTICS



## CAPACITY FACTORS WITH DIFFERENT TEMPERATURE

Battery Type		-20°C	-10°C	0°C	5°C	10°C	20°C	25°C	30°C	40°C	45°C
Li Battery	12V	73%	82%	93%	95%	97%	100%	100%	100%	101%	102%

\* The above are average and data obtained from the first 3 charge/discharge cycles. These are not minimum values.