

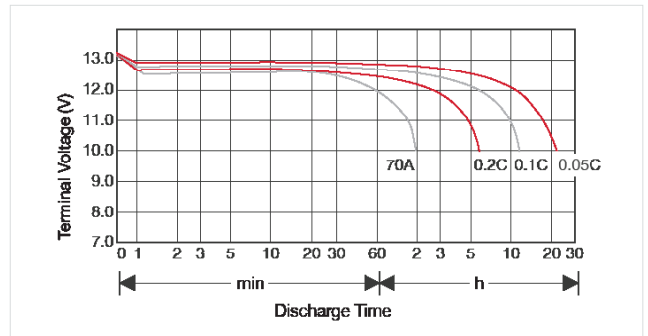


170AH 100A BMS PREMIUM TECH SPECS

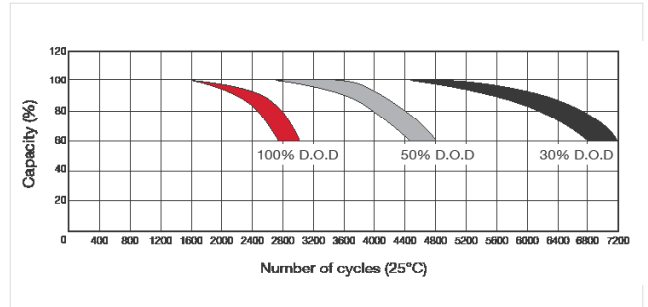
PARAMETER CHART:

Volts	12V	
Capacity (25°C)	10 hours rate (17A)	170AH
Internal Resistance	Full charged battery 25°C	≤ 30Ω
Capacity Affected by Temperature	40°C	101%
	25°C	100%
	0°C	93%
	-20°C	65%
Residual Capacity (25°C)	Capacity after 3 months storage	87%
	Capacity after 6 months storage	74%
	Capacity after 12 months storage	50%
Charge (Constant Voltage)	Cycle (25°C)	Initial charging current less than 50 amps. Voltage 14.4~14.8V
	Float (25°C)	Charge voltage 13.6~13.8V
Discharge Current (25°C)	100A (Continuous); 200A (5 Seconds)	
Weight (Approx)	14.2kg	
Dimension	Length: 325mm	
	Width: 190mm	
	Height: 190mm	

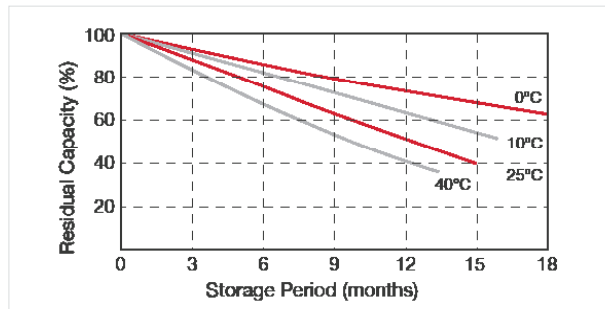
DISCHARGE CURRENT 25°C



CYCLE SERVICE LIFE IN RELATION TO THE DEPTH OF DISCHARGE



RESIDUAL CAPACITY



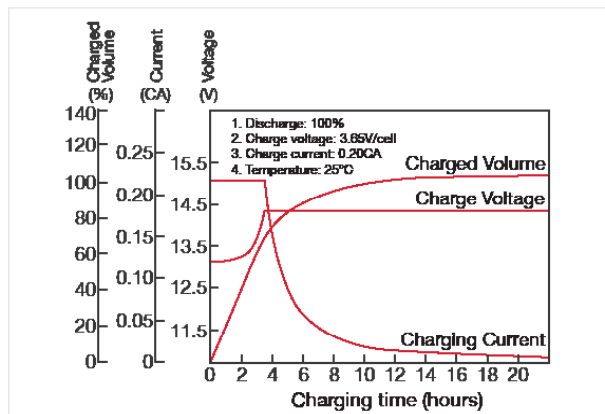
CONSTANT CURRENT DISCHARGE CHARACTERISTICS (A, 25 °C)

F.V/Time	2h	3h	4h	5h	8h	10h	20h
10V	60	40	30	24	15	12	6

CONSTANT POWER DISCHARGE CHARACTERISTICS (WATT, 25 °C)

F.V/Time	2h	3h	4h	5h	8h	10h	20h
10V	720	480	360	288	180	144	72

CONSTANT VOLTAGE CHARGING CHARACTERISTICS



OUR LITHIUM BATTERIES ARE PROUDLY

www.smartbatterytechnologies.com.au

SMART BATTERY TECHNOLOGIES **GIANT POWER**

Built Tough For Australian Conditions

CAPACITY FACTORS WITH DIFFERENT TEMPERATURE

Battery Type		-20°C	-10°C	0°C	5°C	10°C	20°C	25°C	30°C	40°C	45°C
Li Battery	12V	73%	82%	93%	95%	97%	100%	100%	100%	101%	102%

* The above are average and data obtained from the first 3 charge/discharge cycles. These are not minimum values.